

Yoderbilt[®]
EST | GREENHOUSES | 2011

Elevating Your Harvest

THE ART OF HANGING BASKETS

A large, overflowing hanging basket of petunias in shades of pink and purple is suspended by black chains from the ceiling of a greenhouse. The flowers are in full bloom, with green foliage visible. The background shows the wooden interior of the greenhouse and a window looking out onto a green landscape.

Maximizing your Yoderbilt Greenhouse means making the most of the ground you walk on AND the air you fill. When your shelf or floor space is full, hanging baskets let you grow your garden midair, making the most of every inch of your greenhouse.

Featured Pairings

Arugula & Radishes

This is a perfect “fast-track” duo. Both grow quickly, which helps keep the basket light since you’ll be harvesting often.

Strawberries & Lettuce

This pair looks as good as it tastes. The strawberry vines hang down over the edges while the lettuce fills out the top of the pot, helping to keep the soil shaded and moist.

While many combinations work great, these two plant pairings are chosen because they grow well together in small spaces, won’t get too heavy, and have roots that don’t need deep soil.



Why Grow Up?

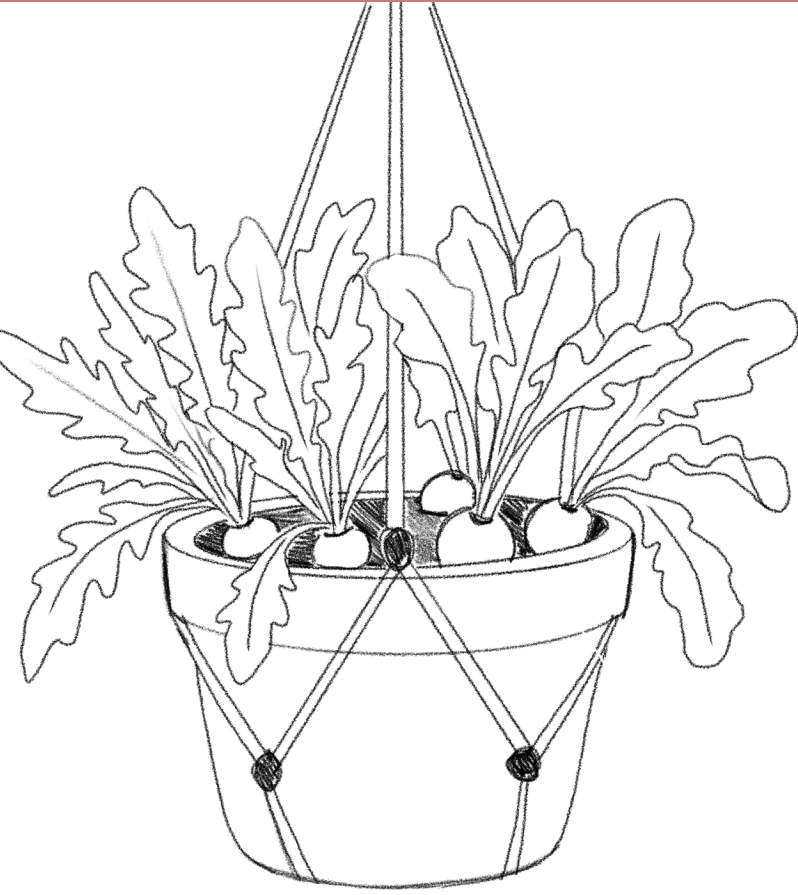
Save Your Space: Hanging baskets turn empty air into extra garden spots, which is great if you have a busy greenhouse.

Better Airflow: Plants in the air get plenty of breeze, which helps keep them healthy and prevents mold or “damping off”.

Keep Pests Away: Getting your crops off the ground makes it much harder for crawling bugs to find them.

Easy Picking: There’s nothing better than harvesting your lunch at eye level without having to bend over.

Vertical growing is about more than just finding extra room; it is about creating a lush, layered environment that surrounds you with life. By lifting your plants off the benches and into the air, you can create a peaceful space that feels alive no matter the weather.



Arugula & Radishes

If you love seeing results quickly, this “fast-track” team is a greenhouse favorite. By growing these two together, you can turn a small basket into a high-yield garden in record time.

Quick Results

Radishes can be ready for your table in as little as 3-4 weeks.

Weight Management

Because both arugula and radishes are harvested frequently, the basket stays light and easy to manage.


Cool-Season Hardy

This pair thrives in the protected, cooler environment of a greenhouse, even when temperatures are as low as 55°F.

Pro-Tip

Because these grow so fast, try “succession planting” by sowing a few new seeds every week. This ensures you have a steady supply of crunchy radishes rather than one big harvest all at once.





Strawberries & Lettuce

This combination is a smart way to use your vertical space while adding a dose of serenity to your day. It's a beautiful, functional pairing where both plants help each other thrive.

Natural Shade

Lush lettuce fills the top of the basket, acting as a living mulch to keep the soil shaded and cool.

Hanging Vines


Strawberry vines hang down over the sides, keeping the fruit clean and away from ground-dwelling pests.

Constant Beauty

This combination creates a vibrant, peaceful retreat that feels alive no matter the weather outside.

Pro-Tip

To keep your lettuce from getting bitter, use your greenhouse ventilation or a shade cloth on unseasonably warm days to keep the soil temperature steady and cool.





Tips for Success in the Air

CHECK YOUR WATER

Because air hits a hanging basket from all sides, they can dry out faster than pots on the ground. Give them a quick drink regularly to keep the soil damp.

LIGHTEN THE LOAD

Use a lightweight potting mix and stick to smaller “dwarf” or “bush” plant varieties so your baskets don’t get too heavy for their hooks.

TURN THEM AROUND

Every few days, give your baskets a half-turn. This ensures every plant gets its fair share of the 6–8 hours of sunlight they need.

The Joy of Greenhouse Gardening

Adding these vertical gardens to your Yoderbilt Greenhouse transforms it into a more sustainable and low-maintenance growing space. You’ll not only enjoy an extended harvest and bloom time but also create a vibrant, peaceful retreat that feels alive no matter the weather outside. Whether you are growing crisp radishes in containers or letting strawberries dip over the edges of a hanging basket, these plants are sure to steal the show with their beauty.

ENJOY MORE

Growing guides & inspiration
all at [Yoderbilt.com](https://www.yoderbilt.com)

Yoderbilt
EST. 1911 GREENHOUSES 2011